

**CODE NUMBER**

3362183IN

**DESCRIPTION**

4" Trim Plate, Battery Power Supply, Back-Check Tee, Polished Chrome Finish, 0.5 gpm, Aerated Spray, Infrared Sensor, Sloan® Battery-Powered Deck-Mounted Low Body Faucet.

**DETAILS**

- Flow Rate: 0.5 gpm (1.9 Lpm) (0.5GPM)
- Spray Type: Aerated (AER)
- Sensor Type: Infrared
- Mounting Type: Single Hole
- Trim Plate: 4" (102mm) (4)
- Power Supply: Battery (BAT)
- Temperature Mixer: Back-Check Tee (TEE)
- Finish: Polished Chrome (CP)
- Factory Default Timeout: 30 seconds
- Factory Default Gallons per Cycle: 0.25

**FEATURES**

Commercial Grade, ADA Compliant, Electronic, Sensor-Activated, Brass Pedestal Hand Washing Faucet with the following features:

- Adjustable Infrared Sensor Range
- 36" (914 mm) Long Sensor Cable
- 24" (610 mm) Long Flex Hose
- Filtered Solenoid Valve with serviceable Strainer Filter
- Includes Four (4) AA-size Batteries
- Includes appropriate Mounting Hardware

**ELECTRICAL SPECIFICATIONS**

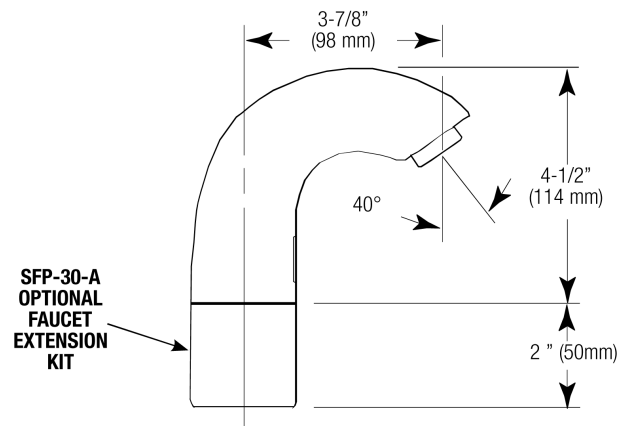
- Battery Life: 2 years 8,000 cycles/month
- Sensor Range: 4" - 7" (102 - 178mm)
- Timeout Adjustment Settings: 30s

**VIDEOS**

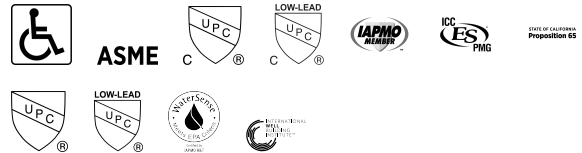
- ▶ SF-2100/2150/SF-2200/2250/SF-2300/2350/SF-2400/2450 Parts Breakdown
- ▶ SF-2100/2150/SF-2200/2250/SF-2300/2350/SF-2400/2450 Module Replacement
- ▶ SF-2100/2150/SF-2200/2250/SF-2300/2350/SF-2400/2450 Battery Replacement- Sensor Range Adjustment

**DOWNLOADS**

- [SF Series Installation Instructions](#)
- [SF Series \(FR\) Installation Instructions](#)
- [SF Series \(SP\) Installation Instructions](#)
- [SFP 35-A Installation Instructions](#)
- [SF 2100/2150 Faucet Extension Installation Instructions](#)
- [Trim Plate Guide](#)
- [SF-2100/2150 and SF-2200/SF-2250 Repair and Maintenance Guide](#)
- [Additional Downloads](#)



**COMPLIANCES & CERTIFICATIONS**



(ADA Compliant, ASME A112.18.1 Compliant, cUPC Certified, cUPC Low Lead Compliant, IAPMO, NSF-61, Proposition 65, UPC Certified, UPC Low Lead Compliant, WaterSense Listed, WELL Building Standard)

**NOTES**

All information contained within this document subject to change without notice.

Looking for other variations of the SF-2150 product? [View the general spec sheet with all options.](#)

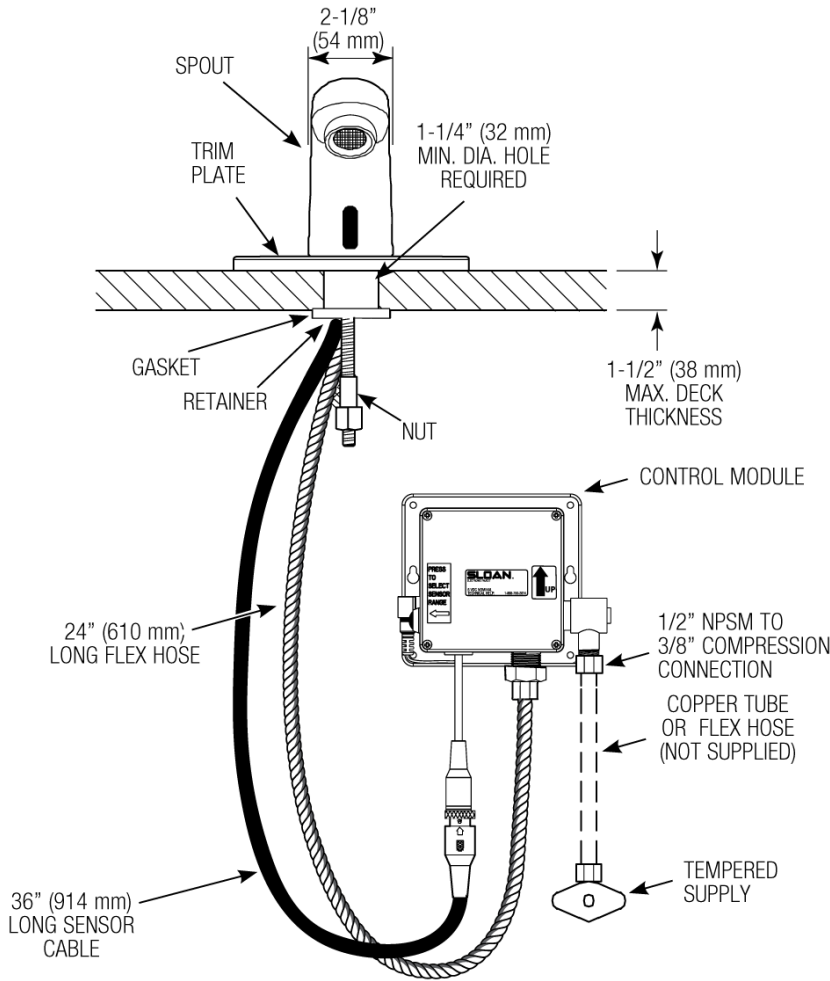
[Find a matching soap dispenser for this faucet.](#)

[Find a compatible sink for this faucet.](#)

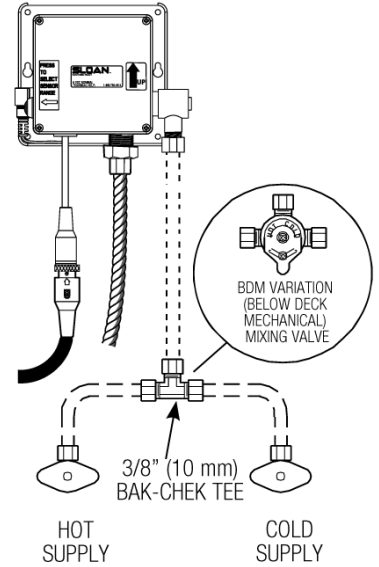
**WARRANTY**

[View Warranty Information](#)

**ROUGH-IN**



**HOT AND COLD WATER  
SUPPLY APPLICATIONS  
(SPECIFY IN MODEL VARIATION)**



Sloan 10500 Seymour Ave, Franklin Park, IL 60131  
Phone: 800.982.5839 • Fax: 800.447.8329 • [sloan.com](http://sloan.com)