

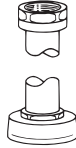
Flush Connections and Flanges

Complete Flush Connection Assemblies Chrome Plate Finish for Exposed Installations

| Code No. | Part No. | Description |
|----------|----------|-------------|
|----------|----------|-------------|

For Models 110/111

| | | |
|----------------|----------|-------------------------------|
| 0393007 | V-600-AA | CP Vacuum Breaker 1-1/2" x 9" |
| 0306146 | F-5-AT | CP Spud Coupling 1-1/2" x 3" |



For Model 113

| | | |
|----------------|----------|------------------------------------|
| 0393008 | V-600-AA | CP Vacuum Breaker 1-1/2" x 13-1/2" |
| 0306146 | F-5-AT | CP Spud Coupling 1-1/2" x 3" |

For Model 114

| | | |
|----------------|----------|------------------------------------|
| 0393011 | V-600-AA | CP Vacuum Breaker 1-1/2" x 32-1/2" |
| 0306146 | F-5-AT | CP Spud Coupling 1-1/2" x 3" |

For Model 115

| | | |
|----------------|----------|------------------------------------|
| 0393009 | V-600-AA | CP Vacuum Breaker 1-1/2" x 21-1/2" |
| 0306146 | F-5-AT | CP Spud Coupling 1-1/2" x 3" |

For Model 116

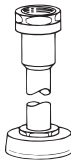
| | | |
|----------------|----------|------------------------------------|
| 0393010 | V-600-AA | CP Vacuum Breaker 1-1/2" x 24-1/2" |
| 0306146 | F-5-AT | CP Spud Coupling 1-1/2" x 3" |

For Model 117

| | | |
|----------------|----------|------------------------------------|
| 0393009 | V-600-AA | CP Vacuum Breaker 1-1/2" x 21-1/2" |
| 0306146 | F-5-AT | CP Spud Coupling 1-1/2" x 3" |

For Model 180

| | | |
|----------------|----------|-------------------------------|
| 0393006 | V-600-AA | CP Vacuum Breaker 1-1/4" x 9" |
| 0306140 | F-5-AU | CP Spud Coupling 1-1/4" x 3" |

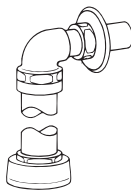


For Model 186

| | | |
|----------------|----------|--------------------------------|
| 0393004 | V-600-AA | CP Vacuum Breaker 3/4" x 9" |
| 0306125 | F-5-AW | CP Spud Coupling 3/4" x 2-1/2" |

For Model 300/310

| | | |
|----------------|----------|---------------------------------|
| 0306060 | F-2-AU | CP Coupling 1-1/4" |
| 0306146 | F-5-AT | CP Spud Coupling 1-1/2" x 3" |
| 0306196 | F-7 | CP Flange w//Prongs 1" x 2-3/4" |
| 0306209 | F-7 | CP Flange Flat 1-1/4" x 3-1/8" |
| 0306555 | F-21-AA | Elbow 1-1/2" x 1-1/4" x 4" |
| 0393007 | V-600-AA | CP Vacuum Breaker 1-1/2" x 9" |
| 0396009 | F-43-A | CP Outlet & Street El 1" |
| 0396093 | F-101 | CP Outlet |



For Model 320

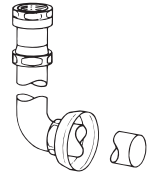
| | | |
|----------------|----------|----------------------------------|
| 0301149 | A-35 | Reducer Bushing 1" NPT x 3/4 NPT |
| 0306052 | F-2-AW | CP Coupling Assembly 3/4" |
| 0306125 | F-5-AW | CP Spud Coupling 3/4" x 2-1/2" |
| 0306188 | F-7 | CP Flange Flat 3/4" x 2-23/32" |
| 0306343 | F-15-A | CP Elbow Tail Assembly 3/4" x 4" |
| 0393004 | V-600-AA | Vacuum Breaker 3/4" x 9" |
| 0396009 | F-43-A | CP Outlet & Street El 1" |
| 0396093 | F-101 | CP Outlet 1-1/2" x 4-1/2" |

Complete Flush Connection Assemblies Chrome Plate Finish for Exposed Installations (continued)

| Code No. | Part No. | Description |
|----------|----------|-------------|
|----------|----------|-------------|

For Model 120

| | | |
|----------------|---------|-------------------------------|
| 0306093 | F-2-AT | CP Coupling 1-1/2" |
| 0393003 | V-600-A | CP Vacuum Breaker |
| 0396293 | F-109 | CP Tube 1-1/2" x 8" x 5" Bend |
| 0306146 | F-5-AT | CP Spud Coupling 1-1/2" x 3" |



For Model 121

| | | |
|----------------|---------|--------------------------------|
| 0306093 | F-2-AT | CP Coupling 1-1/2" |
| 0393003 | V-600-A | CP Vacuum Breaker |
| 0396316 | F-109 | CP Tube 1-1/2" x 13" x 5" Bend |
| 0306146 | F-5-AT | CP Spud Coupling 1-1/2" x 3" |

For Model 122

| | | |
|----------------|---------|--------------------------------|
| 0306093 | F-2-AT | CP Coupling 1-1/2" |
| 0393003 | V-600-A | CP Vacuum Breaker |
| 0396322 | F-109 | CP Tube 1-1/2" x 21" x 5" Bend |
| 0306146 | F-5-AT | CP Spud Coupling 1-1/2" x 3" |

For Model 136

| | | |
|----------------|----------|--------------------------------|
| 0393038 | V-600-AA | CP Vacuum Breaker 1-1/2" x 36" |
| 0306146 | F-5-AT | CP Spud Coupling 1-1/2" x 3" |

For Model 137

| | | |
|----------------|---------|------------------------------|
| 0306093 | F-2-AT | CP Coupling 1-1/2" |
| 0393003 | V-600-A | CP Vacuum Breaker |
| 0396339 | F-109 | CP Tube 1-1/2" x 36" x 5" |
| 0306146 | F-5-AT | CP Spud Coupling 1-1/2" x 3" |

Drip Pocket Flush Connection Assemblies and Parts

DP-4-A Includes:

| | | |
|----------------|-----------|---|
| 0330015 | DP-4-A | Drip Pocket |
| 0330026 | DP-1002-A | Float & Seat Repair Kit For DP-4-A |
| 0330002 | DP-2-A | Drip Pocket Wall Support (Available upon request) |

DP-6-A Includes:

| | | |
|----------------|--------|----------------------------|
| 0330021 | DP-6-A | 1-1/2" x 18-1/2" CP Outlet |
|----------------|--------|----------------------------|

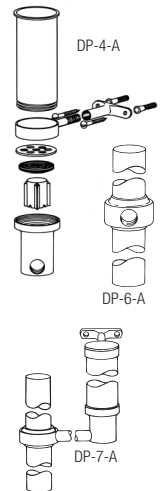
DP-7-A Includes:

| | | |
|----------------|--------|------------------------------|
| 0330002 | DP-2-A | D.P. Wall Support |
| 0330015 | DP-4-A | Drip Pocket Assembly |
| 0330021 | DP-6-A | Drip Pocket Flush Connection |
| 0330004 | F-33 | Extension Nipple |

Use on the following flush valve: 118

Special F-33 Includes:

| | | |
|----------------|------|----------------------|
| 0330004 | F-33 | Extension for DP-4-A |
|----------------|------|----------------------|



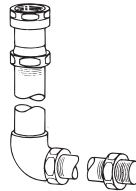
Flush Connections and Flanges

Complete Flush Connection Assemblies Rough Brass Finish for Concealed Installations

| Code No. | Part No. | Description |
|----------------------|----------|--------------------------|
| For Model 150 | | |
| 0323011 | V-500-A | RB Vacuum Breaker |
| 0306087 | F-2-A | RB 1-1/2" Coupling w/S30 |
| 0306569 | F-22 | RB Outlet 1" NPT Female |

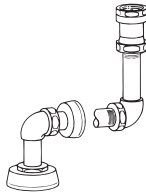
For Model 152

| | | |
|---------|----------|---|
| 0323177 | V-500-AA | RB Vacuum Breaker 1-1/2" x 22" w/ 10-1/2" Score |
| 0206146 | F-21 | RB 1-1/2" El Double Male Slip |
| 0306091 | F-2-A | RB 1-1/2" Coupling w/S21 |
| 0306619 | F-2-AA | RB Two Sets F-2-A 1-1/2" Coupling |
| — | F-100 | RB Outlet - Specify Size |



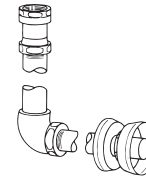
For Model 153/155

| | | |
|---------|----------|--------------------------------------|
| 0206146 | F-21 | RB 1-1/2" El Double Male Slip |
| 0306146 | F-5-AT | CP Spud Coupling 1-1/2" x 3" |
| 0306237 | F-7 | CP Flange w/Prongs 1-1/2" x 2-3/4" |
| 0306400 | F-15-A | CP Elbow 1-1/2" x 4" |
| 0306619 | F-2-AA | RB Two Sets F-2-A 1-1/2" SJ Coupling |
| 0323176 | V-500-AA | 1-1/2" x 17-1/2" w/ 3" Score |
| — | F-102 | CP Outlet - Specify Size |



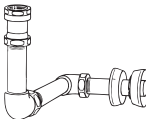
For Model 154

| | | |
|---------|----------|---|
| 0206146 | F-21 | RB 1-1/2" El Double Male Slip |
| 0306091 | F-2-A | RB 1-1/2" Coupling w/S21 |
| 0306146 | F-5-AT | CP Spud Coupling 1-1/2" x 3" |
| 0306237 | F-7 | CP Flange 1-1/2" x 2-3/4" w/Prongs |
| 0306619 | F-2-AA | RB Two Sets F-2-A 1-1/2" SJ Coupling |
| 0323177 | V-500-AA | RB Vacuum Breaker 1-1/2" x 22" w/ 10-1/2" Score |
| — | F-102 | CP Outlet - Specify Size |



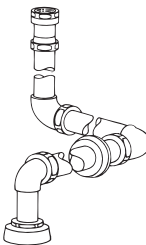
For Model 140

| | | |
|---------|----------|--|
| 0206146 | F-21 | RB 1-1/2" El Double Male Slip |
| 0306146 | F-5-AT | CP Spud Coupling 1-1/2" x 3" |
| 0306237 | F-7 | CP Flange w/Prongs 1-1/2" x 2-3/4" |
| 0306619 | F-2-AA | RB Two Sets F-2-A 1-1/2" SJ Coupling |
| 0306688 | F-25-A | RB Elbow/Tail 1-1/2" x 10" C/E w/ 3" Score |
| 0323188 | V-500-AA | RB Vacuum Breaker 1-1/2" x 11-1/2" w/ 3" Score |
| — | F-102 | CP Outlet - Specify Size |



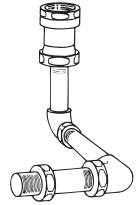
For Model 142

| | | |
|---------|----------|---|
| 0206146 | F-21 | RB 1-1/2" El Double Male Slip |
| 0306146 | F-5-AT | CP Spud Coupling 1-1/2" x 3" |
| 0306237 | F-7 | CP Flange w/Prongs 1-1/2" x 2-3/4" |
| 0306400 | F-15-A | CP Elbow 1-1/2" x 4" |
| 0306619 | F-2-AA | RB Two Sets F-2-A 1-1/2" SJ Coupling |
| 0306688 | F-25-A | RB Elbow/Tail 1-1/2" x 10 C/E w/ 3" Score |
| 0323207 | V-500-AA | RB Vacuum Breaker 1-1/2" x 6" w/ 3" Score |
| — | F-102 | CP Outlet - Specify Size |



Complete Flush Connection Assemblies Rough Brass Finish for Concealed Installations (continued)

| Code No. | Part No. | Description |
|----------------------|----------|--|
| For Model 143 | | |
| 0206146 | F-21 | RB 1-1/2" El Double Male Slip |
| 0306091 | F-2-A | RB 1-1/2" Coupling w/S21 |
| 0306619 | F-2-AA | RB Two Sets F-2-A 1-1/2" SJ Coupling |
| 0306688 | F-25-A | RB Elbow/Tail 1-1/2" x 10" C/E w/ 3" Score |
| 0323188 | V-500-AA | RB Vacuum Breaker 1-1/2" x 11-1/2" w/ 3" Score |
| — | F-100 | RB Outlet - Specify Size |

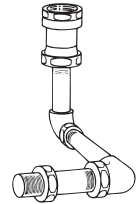


For Model 144

| | | |
|---------|----------|---|
| 0206146 | F-21 | RB 1-1/2" El Double Male Slip |
| 0306091 | F-2-A | RB 1-1/2" Coupling w/S21 |
| 0306619 | F-2-AA | RB Two Sets F-2-A 1-1/2" SJ Coupling |
| 0306688 | F-25-A | RB Elbow/Tail 1-1/2" x 10" C/E w/ 3" Score |
| 0323208 | V-500-AA | RB Vacuum Breaker 1-1/2" x 7-1/2" w/ 3" Score |
| — | F-100 | RB Outlet - Specify Size |

For Model 192

| | | |
|---------|----------|--|
| 0206146 | F-21 | RB 1-1/2" El Double Male Slip |
| 0306140 | F-5-AU | CP Spud Coupling |
| 0306237 | F-7 | CP Flange w/Prongs 1-1/2" x 2-3/4" |
| 0306472 | F-15-A | CP Elbow/Tail 1-1/2" x 1-1/4" x 4" |
| 0306619 | F-2-AA | RB Two Sets F-2-A 1-1/2" SJ Coupling |
| 0323188 | V-500-AA | RB Vacuum Breaker 1-1/2" x 11-1/2" w/ 3" Score |
| — | F-102 | CP Outlet - Specify Size |



For Model 195

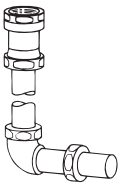
| | | |
|---------|----------|----------------------------------|
| 0306054 | F-2-AW | RB Coupling 3/4" |
| — | F-15-A | Specify Size |
| 0323003 | V-500-AA | RB Vacuum Breaker 3/4" x 10-1/2" |

For Model 197

| | | |
|---------|----------|----------------------------------|
| 0306125 | F-5-AW | CP Spud Coupling 3/4" x 2-1/2" |
| 0306186 | F-7 | CP Flange 3/4" x 2-3/4" |
| 0306375 | F-15-A | CP Elbow/Tail 3/4" x 5" |
| 0306376 | F-15-A | CP Elbow/Tail 3/4" x 14" |
| 0323003 | V-500-AA | RB Vacuum Breaker 3/4" x 10-1/2" |

For Model 190

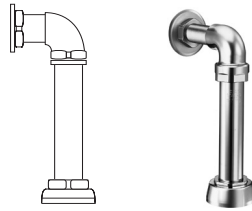
| | | |
|---------|----------|---|
| 0206146 | F-21 | RB 1-1/2" El Double Male Slip |
| 0306059 | F-2-AU | RB Coupling 1-1/4" |
| 0306088 | F-2-AT | RB Coupling 1-1/2" |
| 0306091 | F-2-A | RB 1-1/2" Coupling w/S21 |
| 0323188 | V-500-AA | RB Vacuum Breaker 1-1/2" x 11-1/2" w/3" Score |
| — | F-110 | Specify Size |



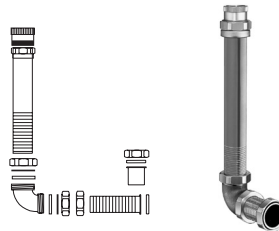
Flush Connections and Flanges

Complete Flush Connection Assemblies
Rough Brass Finish for Concealed Installations (continued)

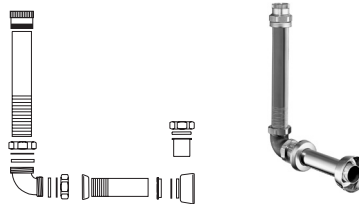
| Code No. | Part No. | Description |
|----------------------|----------|----------------------------------|
| For Model 312 | | |
| 0306060 | F-2-AU | CP Coupling 1-1/4" |
| 0306087 | F-2-A | RB 1-1/2" Coupling w/S30 |
| 0306146 | F-5-AT | CP Spud Coupling 1-1/2" x 3" |
| 0306209 | F-7 | CP Flange Flat 1-1/4" x 3-1/8" |
| 0306555 | F-21-AA | CP Elbow 1-1/2" x 1-1/4" x 4" |
| 0306569 | F-22 | RB Outlet 1" NPT Female x 1-1/2" |
| 0393007 | V-600-AA | CP Vacuum Breaker 1-1/2" x 9" |



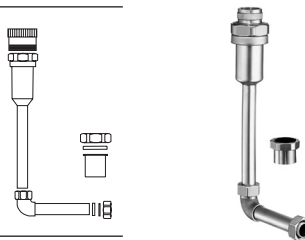
| | | |
|----------------------|----------|---|
| For Model 313 | | |
| 0206146 | F-21 | RB 1-1/2" EI Double Male Slip |
| 0306087 | F-2-A | RB 1-1/2" Coupling w/S30 |
| 0306091 | F-2-A | RB 1-1/2" Coupling w/S21 |
| 0306569 | F-22 | RB Outlet 1" NPT Female x 1-1/2" |
| 0306619 | F-2-AA | RB Two Sets F-2-A 1-1/2" SJ Coupling |
| 0322026 | V-79 | RB 1" Adapter |
| 0323188 | V-500-AA | RB Vacuum Breaker 1-1/2" x 11-1/2" w/3" Score |
| — | F-100 | RB Outlet |



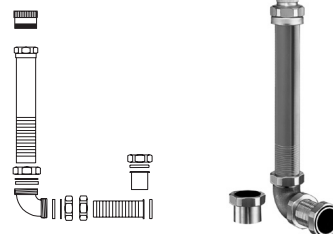
| | | |
|----------------------|----------|---|
| For Model 318 | | |
| 0206146 | F-21 | RB 1-1/2" EI Double Male Slip |
| 0306087 | F-2-A | RB 1-1/2" Coupling w/S30 |
| 0306146 | F-5-AT | CP Spud Coupling 1-1/2" x 3" |
| 0306237 | F-7 | CP Flange w/Prongs 1-1/2" x 2-3/4" |
| 0306569 | F-22 | RB Outlet 1" NPT Female x 1-1/2" |
| 0306619 | F-2-AA | RB Two Sets F-2-A 1-1/2" SJ Coupling |
| 0322026 | V-79 | RB 1" Adapter |
| — | F-102 | CP Outlet - Specify Size |
| 0323188 | V-500-AA | RB Vacuum Breaker 1-1/2" x 11-1/2" w/3" Score |




| | | |
|----------------------|----------|-----------------------------------|
| For Model 323 | | |
| 0206160 | F-22 | RB 3/4" Outlet Female |
| 0306054 | F-2-AW | RB 3/4" |
| 0306087 | F-2-A | RB 1-1/2" Coupling w/S30 |
| 0306366 | F-15-A | RB Elbow Tail Assembly 3/4" x 11" |
| 0322021 | V-79 | RB 3/4" Adapter Inlet |
| 0323003 | V-500-AA | RB Vacuum Breaker 3/4" x 10-1/2" |



| | | |
|----------------------|----------|---|
| For Model 343 | | |
| 0206146 | F-21 | RB 1-1/2" EI Double Male Slip |
| 0306059 | F-2-AU | RB Coupling 1-1/4" |
| 0306087 | F-2-A | RB 1-1/2" Coupling w/S30 |
| 0306091 | F-2-A | RB 1-1/2" Coupling w/S21 |
| 0306569 | F-22 | RB Outlet 1" NPT Female x 1-1/2" |
| 0322026 | V-79 | RB 1" Adapter |
| 0323188 | V-500-AA | RB Vacuum Breaker 1-1/2" x 11-1/2" w/3" Score |
| — | F-110 | RB 1-1/2" Flange x 1-1/4" Tube w/Score |



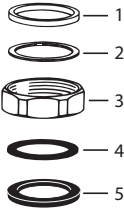
| | | |
|----------------------|----------|---|
| For Model 139 | | |
| 0206146 | F-21 | RB 1-1/2" EI Double Male Slip |
| 0306619 | F-2-AA | RB Two Sets F-2-A 1-1/2" Coupling |
| 0323312 | V-500-AA | RB Vacuum Breaker 1-1/2" x 33-1/2" w/3" Score |
| 0396210 | F-102 | RB Tube 1-1/2" x 10" w/Score |



Flush Connections and Flanges

Couplings and Gaskets

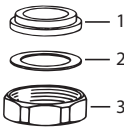
| Item No. | Code No. | Part No. | Description |
|--------------|------------------|----------|-----------------------------|
| F-2-A | | | |
| 1-3. | 0306052 | F-2-A | 3/4" CP Coupling Assembly |
| | 0306054 | F-2-A | 3/4" RB Coupling Assembly |
| | 0306077 | F-2-A | 1" CP Coupling Assembly |
| | 0306060 | F-2-A | 1-1/4" CP Coupling Assembly |
| | 0306059 | F-2-A | 1-1/4" RB Coupling Assembly |
| | 0306093 | F-2-A | 1-1/2" CP Coupling Assembly |
| | 0306088 | F-2-A | 1-1/2" RB Coupling Assembly |
| 3-4 | 0306092 | F-2-A | 1-1/2" CP Coupling Assembly |
| | 0306087 | F-2-A | 1-1/2" RB Coupling Assembly |
| 1. | 5306113 | F-5 | 3/4" SJ Gasket |
| | 5306115 | F-5 | 1" SJ Gasket |
| | 5322176 | VPF-5 | 1-1/4" SJ Gasket |
| | 5322001 | VPF-5 | 1-1/2" SJ Gasket |
| 2. | 5306055 | F-3 | 3/4" Friction Ring |
| | 5306056 | F-3 | 1" Friction Ring |
| | 5306057 | F-3 | 1-1/4" Friction Ring |
| | 5306058 | F-3 | 1-1/2" Friction Ring |
| 3. | * | F-2 | 3/4" CP Coupling |
| | * | F-2 | 3/4" RB Coupling |
| | * | F-2 | 1" CP Coupling |
| | * | F-2 | 1-1/4" CP Coupling |
| | * | F-2 | 1-1/4" RB Coupling |
| | 0306045PK | F-2 | 1-1/2" CP Coupling |
| | * | F-2 | 1-1/2" RB Coupling |
| 4. | 5319086 | S-30 | 1-1/2" Gasket |
| 5. | 0319079 | S-21 | 1-1/2" Rigid Seat |
| 3-5. | 0306091 | F-2-A | 1-1/2" with S-21 Seat |



*N/A order appropriate F-2-A

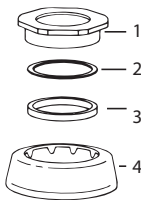
NF-2-A

| | | | |
|------|----------------|--------|---|
| 1. | 0396264 | F-105 | 1-1/2" x 1-1/4" SJ Gasket |
| 1-3. | 0314011 | NF-2-A | 1-1/2" x 1-1/4" SJ Reducing Coupling Assembly |



Spud Coupling Assemblies

| Item No. | Code No. | Part No. | Description |
|--------------|----------------|----------|----------------------------------|
| F-5-A | | | |
| 1-4. | 0306125 | F-5-A | 3/4" CP Spud Coupling Assembly |
| | 0306132 | F-5-A | 1" CP Spud Coupling Assembly |
| | 0306140 | F-5-A | 1-1/4" CP Spud Coupling Assembly |
| | 0306146 | F-5-A | 1-1/2" CP Spud Coupling Assembly |
| 1-3. | 0306516 | F-20-AW | 3/4" Spud Coupling |
| | 0306524 | F-20-AU | 1-1/4" Spud Coupling |
| | 0306526 | F-20-AT | 1-1/2" Spud Coupling |
| 2. | 5306055 | F-3 | 3/4" Friction Ring |
| | 5306056 | F-3 | 1" Friction Ring |
| | 5306057 | F-3 | 1-1/4" Friction Ring |
| | 5306058 | F-3 | 1-1/2" Friction Ring |
| 3. | 5306113 | F-5 | 3/4" SJ Gasket |
| | 5306115 | F-5 | 1" SJ Gasket |
| | 5322176 | VPF-5 | 1-1/4" Gasket |
| | 5322001 | VPF-5 | 1-1/2" Gasket |
| 4. | 0306189 | F-7 | 3/4" Spud Flange |
| | 0306197 | F-7 | 1" Spud Flange |
| | 0306214 | F-7 | 1-1/4" Spud Flange |
| | 0306238 | F-7 | 1-1/2" Spud Flange |



Note: 3-1/2" spud flange available in old style only.

The information contained in this document is subject to change without notice.

Wall Flange For Tubing

| Code No. | Part No. | Description |
|--------------------------------------|----------|--------------------|
| F-7 (2-3/4" O.D. X 5/8" Deep) | | |
| 0306204 | F-7 | 1-1/4" Tube Flange |
| 0306237 | F-7 | 1-1/2" Tube Flange |



Supply Flange For Iron Pipe

| Code No. | Part No. | Description |
|--------------------------|----------|-----------------------------|
| F-7 (2-3/4" O.D.) | | |
| 0306191 | F-7 | 3/4" IPS CP Supply Flange |
| 0306196 | F-7 | 1" IPS CP Supply Flange |
| 0306205 | F-7 | 1-1/4" IPS CP Supply Flange |



F-7 (2-3/4" O.D. Flat)

| | | |
|----------------|-----|-----------------------------|
| 0306167 | F-7 | 1/2" IPS CP Supply Flange |
| 0306188 | F-7 | 3/4" IPS CP Supply Flange |
| 0306201 | F-7 | 1" IPS CP Supply Flange |
| 0306209 | F-7 | 1-1/4" IPS CP Supply Flange |



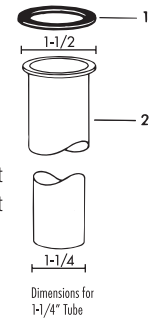
F-45-A

| | | |
|----------------|--------|---|
| 0396019 | F-45-A | 3/4" Heavy Supply Flange with Set Screw for IPS |
| 0396020 | F-45-A | 1" Heavy Supply Flange with Set Screw for IPS |



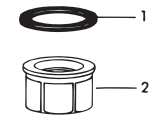
Outlets

| Item No. | Code No. | Part No. | Description |
|----------------------|----------------|----------|---|
| F-1 (Flanged) | | | |
| 1. | 5319086 | S-30 | Gasket |
| 2. | 0306007 | F-1 | 1-1/2" x 1-1/4" x 6" CP Flanged Outlet |
| | 0306009 | F-1 | 1-1/2" x 1-1/4" x 8" CP Flanged Outlet |
| | 0306012 | F-1 | 1-1/2" x 1-1/4" x 10" CP Flanged Outlet |
| | 0306013 | F-1 | 1-1/2" x 1-1/4" x 12" CP Flanged Outlet |
| | 0306031 | F-1 | 1-1/2" x 6" CP Flanged Outlet |
| | 0306034 | F-1 | 1-1/2" x 8" CP Flanged Outlet |
| | 0306039 | F-1 | 1-1/2" x 10" CP Flanged Outlet |
| | 0306044 | F-1 | 1-1/2" x 12" CP Flanged Outlet |



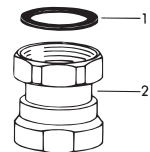
F-22

| | | | |
|----|----------------|------|---------------------------|
| 1. | 5319086 | S-30 | Gasket |
| 2. | 0206159 | F-22 | 1/2" IPS RB Female Outlet |
| | 0206160 | F-22 | 3/4" IPS RB Female Outlet |
| | 0306569 | F-22 | 1" IPS RB Female Outlet |



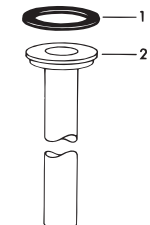
F-22-A

| | | | |
|------|----------------|---|--------|
| 1-2. | 0306574 | F-22-A1-1/4" IPS RB Union Outlet Assembly | |
| | 0306575 | F-22-A1-1/4" IPS CP Union Outlet Assembly | |
| 1. | 5319086 | S-30 | Gasket |



F-29-A

| | | | |
|----|----------------|--------------------------------|--------|
| 1. | 5319086 | S-30 | Gasket |
| 2. | 0306767 | F-29-A3/4" x 6" CP Outlet | |
| | 0306769 | F-29-A3/4" x 7-1/2" RB Outlet | |
| | 0306773 | F-29-A3/4" x 8-1/2" CP Outlet | |
| | 0306791 | F-29-A3/4" x 10-1/2" RB Outlet | |



Flush Connections and Flanges

Outlets (continued)

| Code No. | Part No. | Description |
|--------------|----------|----------------------------|
| F-101 | | |
| 0396060 | F-101 | 3/4" x 4-1/2" CP Outlet |
| 0396100 | F-101 | 1-1/2" x 6" CP Outlet |
| 0396113 | F-101 | 1-1/2" x 9" CP Outlet |
| 0396119 | F-101 | 1-1/2" x 10-1/2" CP Outlet |
| 0396127 | F-101 | 1-1/2" x 13-1/2" CP Outlet |
| 0396134 | F-101 | 1-1/2" x 18-1/2" CP Outlet |
| 0396142 | F-101 | 1-1/2" x 21-1/2" CP Outlet |
| 0396147 | F-101 | 1-1/2" x 24-1/2" CP Outlet |



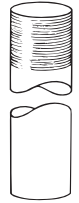
F-102 (Scored - Both Ends)

| | | |
|---------|-------|---|
| 0396175 | F-102 | 1-1/4" x 5" RB Outlet, 3-3/4" "L" Dimension |
| 0396176 | F-102 | 1-1/4" x 6" RB Outlet, 4-3/4" "L" Dimension |
| 0396177 | F-102 | 1-1/4" x 7" RB Outlet, 5-3/4" "L" Dimension |
| 0396178 | F-102 | 1-1/4" x 8" RB Outlet, 6-3/4" "L" Dimension |
| 0396179 | F-102 | 1-1/4" x 9" RB Outlet, 7-3/4" "L" Dimension |
| 0396180 | F-102 | 1-1/4" x 10" RB Outlet, 8-3/4" "L" Dimension |
| 0396181 | F-102 | 1-1/4" x 11" RB Outlet, 9-3/4" "L" Dimension |
| 0396182 | F-102 | 1-1/4" x 12" RB Outlet, 10-3/4" "L" Dimension |
| 0396183 | F-102 | 1-1/4" x 13" RB Outlet, 11-3/4" "L" Dimension |
| 0396184 | F-102 | 1-1/4" x 14" RB Outlet, 12-3/4" "L" Dimension |
| 0396185 | F-102 | 1-1/4" x 15" RB Outlet, 13-3/4" "L" Dimension |
| 0396186 | F-102 | 1-1/4" x 16" RB Outlet, 14-3/4" "L" Dimension |
| 0396678 | F-102 | 1-1/2" x 5" RB Outlet, 3-3/4" "L" Dimension |
| 0396674 | F-102 | 1-1/2" x 6" RB Outlet, 4-3/4" "L" Dimension |
| 0396194 | F-102 | 1-1/2" x 7" RB Outlet, 5-3/4" "L" Dimension |
| 0396201 | F-102 | 1-1/2" x 8" RB Outlet, 6-3/4" "L" Dimension |
| 0396206 | F-102 | 1-1/2" x 9" RB Outlet, 7-3/4" "L" Dimension |
| 0396210 | F-102 | 1-1/2" x 10" RB Outlet, 8-3/4" "L" Dimension |
| 0396214 | F-102 | 1-1/2" x 11" RB Outlet, 9-3/4" "L" Dimension |
| 0396217 | F-102 | 1-1/2" x 12" RB Outlet, 10-3/4" "L" Dimension |
| 0396220 | F-102 | 1-1/2" x 13" RB Outlet, 11-3/4" "L" Dimension |
| 0396221 | F-102 | 1-1/2" x 14" RB Outlet, 12-3/4" "L" Dimension |
| 0396224 | F-102 | 1-1/2" x 15" RB Outlet, 13-3/4" "L" Dimension |
| 0396715 | F-102 | 1-1/2" x 16" RB Outlet, 14-3/4" "L" Dimension |



Outlets (continued)

| Code No. | Part No. | Description |
|---|----------|---|
| Special F-102 (Scored - One End) | | |
| 0396163 | F-102 | 1-1/4" x 8" CP Outlet, 3-3/4" "L" Dimension |
| 0396164 | F-102 | 1-1/4" x 9" CP Outlet, 4-3/4" "L" Dimension |
| 0396171 | F-102 | 1-1/4" x 15" CP Outlet, 10-3/4" "L" Dimension |
| 0396669 | F-102 | 1-1/2" x 8" CP Outlet, 3-3/4" "L" Dimension |
| 0396670 | F-102 | 1-1/2" x 9" CP Outlet, 4-3/4" "L" Dimension |
| 0396671 | F-102 | 1-1/2" x 10" CP Outlet, 5-3/4" "L" Dimension |
| 0396679 | F-102 | 1-1/2" x 11" CP Outlet, 6-3/4" "L" Dimension |
| 0396672 | F-102 | 1-1/2" x 12" CP Outlet, 7-3/4" "L" Dimension |
| 0396673 | F-102 | 1-1/2" x 13" CP Outlet, 8-3/4" "L" Dimension |
| 0396713 | F-102 | 1-1/2" x 14" CP Outlet, 9-3/4" "L" Dimension |
| 0396714 | F-102 | 1-1/2" x 15" CP Outlet, 10-3/4" "L" Dimension |
| 0396716 | F-102 | 1-1/2" x 16" CP Outlet, 11-3/4" "L" Dimension |



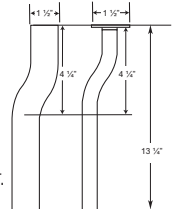
F-201

| | | |
|-----------|-------|-------------------------------------|
| 0396455 | F-201 | 1-1/2" x 1-1/4" x 9" CP Outlet |
| 0396456PK | F-201 | 1-1/2" x 1-1/4" x 11" CP Outlet |
| 0396461 | F-201 | 1-1/2" x 1-1/4" x 11" CP Outlet |
| 0396464 | F-201 | 1-1/2" x 1-1/4" x 21-1/2" CP Outlet |
| 0396468PK | F-201 | 1-1/2" x 1-1/4" x 10" CP Outlet |



Offset Outlet Tubes

| | | |
|-----------|--------|----------------------------------|
| 0396202 | F-66-A | 3/4" x 1" Offset x 13-1/4" |
| 0396203 | F-67-A | 3/4" x 1-1/2" Offset x 13-1/4" |
| 0396204 | F-68-A | 3/4" x 2" Offset x 13-1/4" |
| 0396530 | F-188 | 1-1/2" x 1" Offset x 13-1/4" |
| 0396532PK | F-189 | 1-1/2" x 1-1/2" Offset x 13-1/4" |
| 0396534 | F-190 | 1-1/2" x 2" Offset x 13-1/4" |



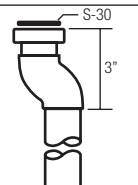
Designed for use with V-600-A or V-500-A "short" Vacuum Breaker. Each tube is 13-1/4" in length.

For 3/4" tubes, and "short" Vacuum Breaker, use F-2-A Coupling S-30 Gasket (Code No. **0306092**).

For 1-1/2" tubes, and "short" Vacuum Breaker, use F-2-A Coupling with Slip Gasket (Code No. **0306093**)

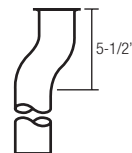
F-31-AA (For High Clearance Offset and Rigid Application)

| | | |
|---------|---------|--|
| 0306919 | F-31-AA | 1-1/2" x 8-1/4" CP Flanged and Coupling Outlet ASM W/1" Offset |
| 0306921 | F-31-AA | 1-1/2" x 8-1/4" CP Flanged and Coupling Outlet ASM W/2" Offset |
| 0306922 | F-31-AA | 1-1/2" x 9-3/4" CP Flanged and Coupling Outlet ASM W/2" Offset |



F-182 Flanged Outlet Tube w/Offset

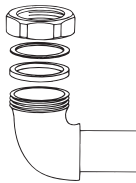
| | | |
|---------|-------|-----------------------------|
| 0396525 | F-182 | 1-1/2" x 8" x 1-1/2" Offset |
|---------|-------|-----------------------------|



Flush Connections and Flanges

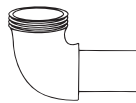
Elbows

| Code No. | Part No. | Description |
|---------------|----------|--|
| F-15-A | | |
| 0306341 | F-15-A | 3/4" CP SJ W/I with Tail 4-5/8" C to E |
| 0306472 | F-15-A | 1-1/4" CP SJ W/I with Tail 4-5/8" C to E |
| 0306340 | F-15-A | 3/4" RB SJ Ell & Tail F/ 3-3/4" L Dimension |
| 0306344 | F-15-A | 3/4" RB SJ Ell & Tail F/ 5-3/4" L Dimension |
| 0306350 | F-15-A | 3/4" RB SJ Ell & Tail F/ 6-3/4" L Dimension |
| 0306355 | F-15-A | 3/4" RB SJ Ell & Tail F/ 7-3/4" L Dimension |
| 0306358 | F-15-A | 3/4" RB SJ Ell & Tail F/ 8-3/4" L Dimension |
| 0306362 | F-15-A | 3/4" RB SJ Ell & Tail F/ 9-3/4" L Dimension |
| 0306366 | F-15-A | 3/4" RB SJ Ell & Tail F/ 10-3/4" L Dimension |



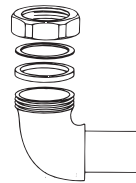
F-21-AA

| | | |
|---------|---------|---|
| 0306555 | F-21-AA | 1-1/2" x 1-1/4" CP Ell with Tail 5 C to E |
| 0306558 | F-21-AA | 1-1/2" x 1-1/4" CP Ell with Tail 8 C to E |



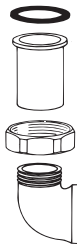
F-25-A

| | | |
|---------|--------|---|
| 0306671 | F-25-A | 1-1/2" RB SJ Ell with Tail 4-3/4" C to E W/2" Score |
| 0306678 | F-25-A | 1-1/2" RB SJ Ell with Tail 5-1/2" C to E |
| 0306682 | F-25-A | 1-1/2" RB SJ Ell with Tail 8" C to E W/2" Score |
| 0306683 | F-25-A | 1-1/2" RB SJ Ell with Tail 8" C to E W/4" Score |
| 0306687 | F-25-A | 1-1/2" RB SJ Ell with Tail 9" C to E |
| 0306688 | F-25-A | 1-1/2" RB SJ Ell with Tail 10" C to E W/3 Score |
| 0306712 | F-25-A | 1-1/2" RB SJ Ell with Tail 14" C to E W/3 Score |
| 0306737 | F-25-A | 1-1/2" RB SJ Ell with Tail 19" C to E W/3 Score |
| 0306719 | F-25-A | 1-1/2" RB SJ Ell with Tail 21" C to E W/3 Score |



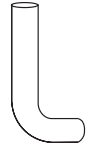
F-43-A

| | | |
|---------|--------|-------------------------------------|
| 0396009 | F-43-A | 1" CP Outlet A7 Street Ell (Royal®) |
| 0396010 | F-43-A | 1" CP Outlet A7 Street Ell (Crown®) |



Tube Ends

| Code No. | Part No. | Description |
|--------------|----------|------------------------------------|
| F-109 | | |
| 0396265 | F-109 | 1-1/4" x 5" x 8-1/2" CP Tube Bend |
| 0396283 | F-109 | 1-1/4" x 5" x 11-1/2" CP Tube Bend |
| 0396288 | F-109 | 1-1/4" x 5" x 13-1/2" CP Tube Bend |
| 0396289 | F-109 | 1-1/4" x 5" x 16" CP Tube Bend |
| 0396290 | F-109 | 1-1/4" x 5" x 21" CP Tube Bend |
| 0396291 | F-109 | 1-1/4" x 5" x 24" CP Tube Bend |
| 0396293 | F-109 | 1-1/2" x 5" x 8-1/2" CP Tube Bend |
| 0396310 | F-109 | 1-1/2" x 5" x 11-1/2" CP Tube Bend |
| 0396316 | F-109 | 1-1/2" x 5" x 13-1/2" CP Tube Bend |
| 0396320 | F-109 | 1-1/2" x 5" x 16" CP Tube Bend |
| 0396322 | F-109 | 1-1/2" x 5" x 21" CP Tube Bend |
| 0396326 | F-109 | 1-1/2" x 5" x 24" CP Tube Bend |



Miscellaneous

V-75

| | | |
|---------|------|------------------------------------|
| 0322013 | V-75 | Inlet Adaptor for old style Royal® |
| 0322015 | V-75 | Inlet Adaptor for old style Crown® |



Special V-79

| | | |
|---------|----------|-----------------------|
| 0322021 | Spl V-79 | 3/4" RB Inlet Adaptor |
| 0322026 | Spl V-79 | 1" RB Inlet Adaptor |

