

**SLOAN**<sup>®</sup>

Engineered performance  
for commercial restrooms

Fixture Full Line Collection



## Meeting the challenge with style

If there's one place to test the quality, performance, and durability of a plumbing fixture, it's a commercial restroom. In addition to high traffic, the variety and varying age of commercial buildings (and water supply systems) can make it difficult for specifiers, architects, and engineers to find solutions that will deliver reliable, long-term performance.

As the leader in smart, sustainable restroom design, Sloan is the only manufacturer exclusively focused on the unique needs of the commercial customer.

Sloan® Full Line Fixture Collection



Water Closets



Washdown  
Urinals



Basins

## The total commercial restroom

At Sloan, we have been developing flushometers for more than 115 years. And we've put that experience and knowledge to work engineering fixtures to match the performance we're known for.

Sloan's vitreous china fixtures are designed for outstanding performance and durability in both retrofit and new construction applications.

Our comprehensive lines of water closets, urinals, and basins pair perfectly with our industry-leading flushometers and faucets, providing you with the right solution for a wide range of unique applications.

## WATER CLOSETS



## Stylish. Durable. Sustainable.

Sloan's exclusive range of wall-hung water closets are designed with precision to ensure a premium user experience.

### Paragon Shine

Sloan fixtures are vigorously glazed to perfection that ensures a long-lasting shine.

### Smooth Design

Sloan fixtures are designed with precision to give a comfortable user experience every time.

### Stalwart Built

Sloan water closets are manufactured following stringent processes that make our products reliable.

### Enduring performance for commercial restrooms

Having been in the commercial restroom business for so long, we've seen a lot of changes in the requirements and technology that have shaped fixture design over the past 115 years. And you'll see that experience reflected in the functional engineering and appealing aesthetics of our complete line of water closets.

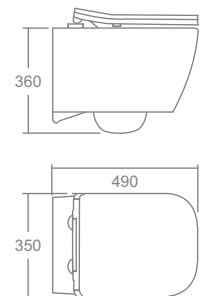
## WATER CLOSETS



### Model: SC-2761

**Description:** Soft Square Rimless Wall-hung Closet with Slim Soft Closing Seat Cover

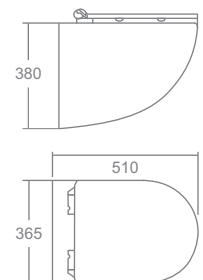
**Dimensions:** 490 x 350 x 360 mm



### Model: SC-2762

**Description:** Round Rimless Wall-hung Closet with Slim Soft Closing Seat Cover

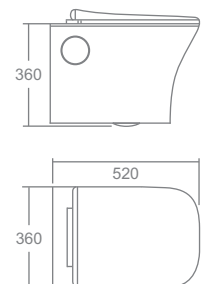
**Dimensions:** 510 x 365 x 380 mm



### Model: SC-2763

**Description:** Square Wall-hung Closet with Slim Seat Cover

**Dimensions:** 520 x 360 x 360 mm



## URINALS



Being the leader in smart and sustainable bathroom design, Sloan is the only manufacturer focused exclusively on the needs of the institutional client. We offer the highest quality line of commercial vitreous china fixtures that are designed to complement and maximize the performance of your washroom.

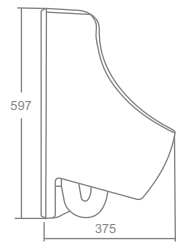
Sloan vitreous china fixtures are designed for performance and exceptional durability in retrofit projects and new construction.



### Model: SG-7019

**Description:** Compact Rear Inlet Urinal

**Dimensions:** 375 x 360 x 597 mm



## WASH BASINS



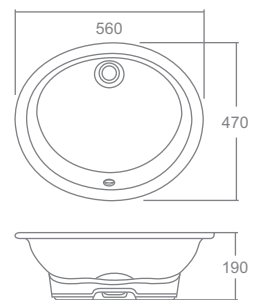
Sloan vitreous china basins are available for counter top or under-counter installation. They are perfect for any application – from executive washrooms to schools, entertainment venues, transportation centers, or government buildings.



### Model: SB-3941

**Description:** Oval Under Counter Basin

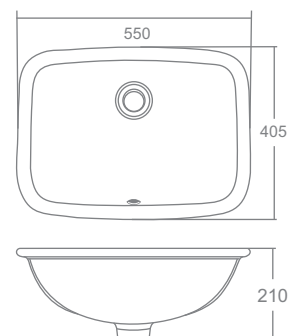
**Dimensions:** 560 x 470 x 190 mm



### Model: SB-3021

**Description:** Rectangular Under Counter Basin

**Dimensions:** 550 x 405 x 210 mm



## WASH BASINS



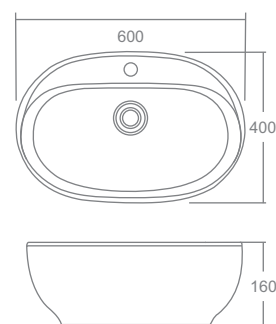
Our vitreous china basins are designed to give a distinctive advantage to your washroom. The compact size and sleek lines make them ideal for any institutional bathroom where visitors expect a higher degree of style.



### Model: SB-3146

Description: Oval Counter Top Basin

Dimensions: 600 x 400 x 160 mm





Front cover: Washdown Urinal SG-7019 with TRF-8196 Sensor Flushometer  
Back cover: Wall-hung Closet SC-2762 shown with TRF-8156 Sensor Flushometer, BASYS® EFX-250 Faucet, ESD-400A Soap Dispenser, and EHD-510A Deck-mounted Hand Dryer on AER-DEC® AD-82000 Sink in LG HI-MACS® Alpine White with angled in stainless steel enclosure





# SLOAN®

## Sloan India Private Limited

344, Udyog Vihar Phase II,  
Gurugram - 122015,  
Haryana, India

sloan.in | 1.800.123.3080  
customercare@sloan.in

## Follow Sloan India

-  @SloanIndia
-  @SloanIndia
-  @sloanindia\_
-  Sloan India Private Limited