

CODE NUMBER

21000006

DESCRIPTION

Vitreous China Wall-Mounted Water Closet.

DETAILS

- Rim Height: 16 $\frac{1}{8}$ " (411mm)
- Nominal Dimensions: 20 $\frac{4}{5}$ " x 14 $\frac{2}{5}$ " x 14 $\frac{2}{5}$ " (528 x 366 x 366mm)

FEATURES

- Designed to maximize and complement Sloan flushometer
- Durable, hygienic vitreous china construction

DOWNLOADS

- [SC-2763 Installation Instructions - India](#)
- [SC-276X Repair and Maintenance Guide - India](#)
- [Fixture Full Line Brochure \(India\)](#)

**NOTES**

All information contained within this document subject to change without notice.

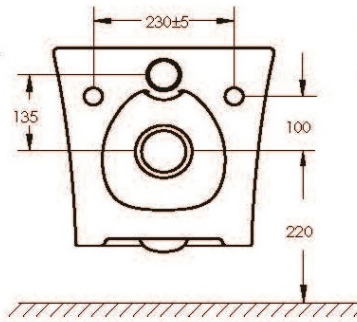
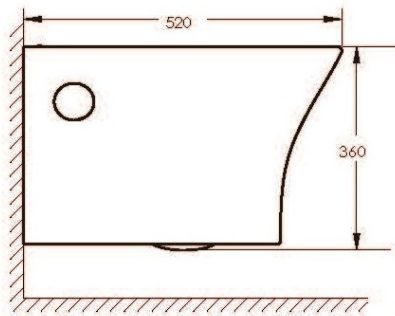
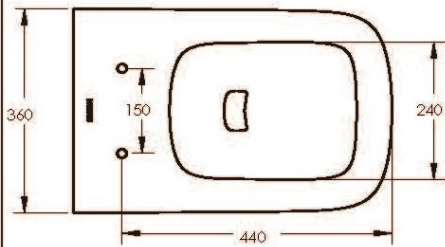
All vitreous china dimensions shown in these drawings are nominal and not to scale. Dimensions can vary within the tolerances established in the governing ASME A112.19.2/CSA B45.1 standard. It is important to consider this when planning rough-in and plumbing layouts.

Static load tested according to the procedure outlined in Section 6.7 of ASME A112.19.2. Not recommended for bariatric use.

[Find a compatible flushometer](#) for this water closet.

ROUGH-IN

Units : mm



Note:-All vitreous china dimensions shown in these drawings are nominal. Dimensions can vary within the tolerances established in the governing BIS standard. Please take this into consideration when planning rough-in and plumbing layouts. Product illustrations shown are representative only; actual products may vary. Sloan reserves the right to make changes in product characteristics, packaging or availability at any time without notice.

CAUTION : Do not use white cement or high lime-content cement to install this toilet. The expansion of cement due to rise in temperature may cause the toilet to crack or damage. Sloan is not responsible for any damage due to installation with the use of cement.

Sloan 10500 Seymour Ave, Franklin Park, IL 60131

Phone: 800.982.5839 • Fax: 800.447.8329 • sloan.com