

SloanStone® Identification

IDENTIFY YOUR SLOANSTONE LAVATORY SINK:

Careful consideration was given to the naming convention for SloanStone® solid-surface lavatories. This page helps explain the logic behind the model names and will help you to be able to identify the product easily and consistently via the model numbers. Please take the time to look through the specification sheets and Sink System brochure to help you better understand the naming convention.

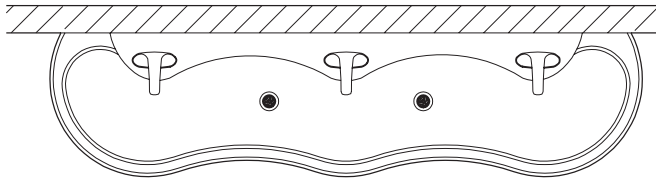
THE PREFIX

Prefixes are used to identify the group/category of Bio-Deck and SloanStone solid-surface lavatory systems. Here are some ways to help you remember the group:

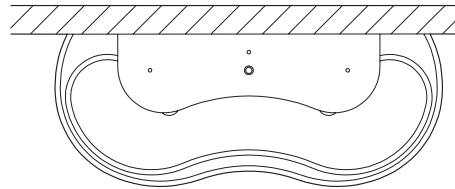
ELS	Electronic Lavatory System	These have a curved basin and Sloan faucets
EW	Electronic Washstation	These have a curved basin and an integrated EL-1500 sensor
ELC	Electronic Lavatory Countertop	These are flat lavatory decks with Sloan faucets
EWF	Electronic Wash Fountain	These have a square type basin and an integrated EL-1500 sensor
ELB	Electronic Lavatory Bio-Deck	These are flat lavatory decks made of biobased material with Sloan pedestal faucets

The sample images below show the various groups/categories of SloanStone lavatory systems

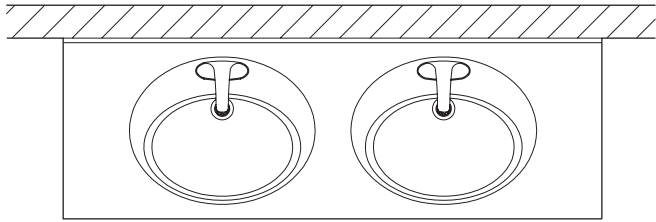
ELS-43XXX/ELS-63XXX/ELS-73XXX



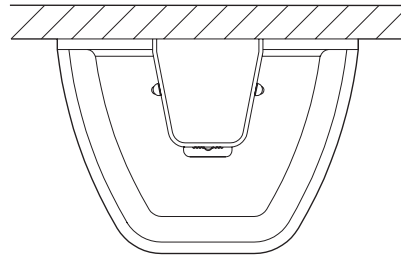
EW-42000*



ELC-42XXX/ELC-72XXX/ELB-52XXX



EWF-43000*



THE NUMBERS

Numbers are used to identify the style of Bio-Deck and SloanStone solid-surface lavatory systems. Let's review the ELS-42650. This is a SloanStone, 2 station lavatory system with a curved basin and two Optima Plus® EBF-650 faucets. The first number is 4. The number 4 denotes the origin as United States. All SloanStone sinks with a 4 or 5 will be Buy American Act Compliant, while 6, 7 and 8 will comply with the Trade Agreements Act. The next number is 2. This number indicates the number of users the sink can service or the amount of stations, which vary from model to model. The next 3-4 digits are used to identify the Sloan faucet that is installed on the unit, or in some cases, to denote that there are not Sloan faucets on the lavatory system, in which case 000 will be the last three digits. ***Both EW and EWF models will always end in 000.**

Let's break down the components of the **ELS-42650**.



Let's break down the components of the **ELB-522150**.

